



---

## Alumina Flush Door

---



# Fully flush aluminium systems from Liniar

Hot on the heels of the successful Alumina bi-folding door from Liniar comes the launch of the next product in the Alumina range – the flush door. Designed to perfectly complement the Liniar flush sash PVCu window suite, the Alumina fully aluminium flush door has been engineered with a host of unique design features.



## Perfectly matched

Choose Liniar flush sash PVCu windows for a seamless match between your windows, flush door and aluminium bi-folds – and even better, a single point of guarantee for the homeowner.



## PVCu accessories and add ons

Choosing a foiled finish means installers can benefit from utilising the full range of Liniar PVCu beads, mid-rails, transoms, mullions, cills and add-ons – making Alumina doors easier to install.



## Fully guaranteed

Homeowners can register their Alumina flush door online to take advantage of our guarantee – 10 years for aluminium extrusions, 5 years for moving parts, and 1 year for hardware.



## Combined thermal lock

Suitable for high traffic entrances or commercial applications, the Alumina flush door is built with Liniar's ModLok™ technology and thermal lock – making it capable of achieving a U-value as low as 1.2 W/m<sup>2</sup>K.



## Sash size

Ideal for commercial and self-builders, the sash in an Alumina flush door can span as large as 1.2m wide and 2.5m high.



## Glazing options

Choose from 28mm double glazing, or 36mm or 40mm triple glazed options – offering a 'true' U-value as low as 1.2 W/m<sup>2</sup>K.



# Colour Options

Alumina flush doors are supplied as standard in plain white, black or grey powder coated finishes\*. Alumina can also be ordered with a wide range of different coloured precision factory-fitted foils, ensuring a perfect match to Linar PVCu windows.

Foil or Paint Colour



Substrate Colour

## Stocked Power Coat Finishes (Both Faces)



White (Gloss)  
Closest RAL: N/A



Black (Matt)  
Closest RAL: N/A



Grey (Matt)  
Closest RAL: N/A

## Stocked Foiled Finishes (Both Faces)



Irish Oak Foil  
Closest RAL: N/A



Golden Oak Foil  
Closest RAL: N/A




Rosewood Foil  
Closest RAL: N/A



Grey Foil  
Closest RAL: 7016



Black Foil  
Closest RAL: 8022




Cream Foil  
Closest RAL: 9001



White Foil  
Closest RAL: 9010

## Stocked Foiled Finishes (External Face Only)



Cream Foil  
Closest RAL: 9001



Chartwell Green Foil  
Closest RAL: N/A




Golden Oak Foil  
Closest RAL: N/A



Rosewood Foil  
Closest RAL: N/A



Grey Foil  
Closest RAL: 7016



Black Foil  
Closest RAL: 8022



---

# Accreditations

---

Alumina flush doors have been subjected to rigorous testing and have been confirmed as satisfying the demanding requirements of PAS:24 and Secured by Design, for your customers' peace of mind.

The innovative, patented thermal polyamide locking mechanism included in every Alumina door helps with thermal efficiency and has been certified by independent third party testing to meet these strict security requirements.



PAS24



ISO9001



BS 6375



Secured by Design

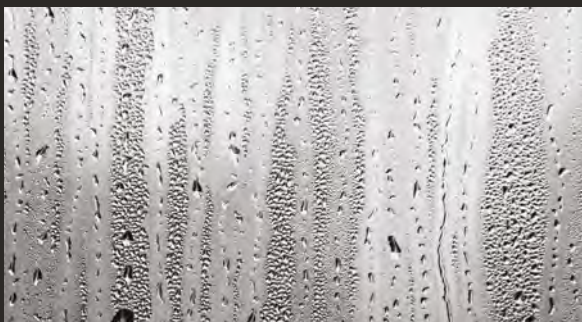


Build Check  
folding sliding door  
scheme

---

# Weather performance

---



The Alumina flush door has been weather tested at its maximum door size with a thermally broken low threshold.

It was found to beat the minimum requirements for both air and water tightness by more than double the most severe pressures within BS6375 Part 1 – even with a low threshold.

---

# Hardware

---

Alumina flush doors feature the same stunning handles as the Alumina bi-fold door.

Designed by Liniar and sourced from the highest quality manufacturers, handles are available in 5 colour choices: white, gold, black, chrome and dark chrome.

---

## Handles



White



Gold



Black



Chrome



Dark Chrome

---

## Hinges



White



Gold



Black



Chrome








---

# Thresholds

---

All Alumina doors are available with a choice of three thresholds: Rebated aluminium frame, thermally broken low threshold, and thermally broken Part M compliant low threshold.

- The rebated aluminium frame runs seamlessly around to form a weathertight threshold, and the doors are supplied with this as standard.
- Liniar's optional aluminium low threshold requires no trench excavation to install, and is just 23.5mm at its highest point.
- Add an optional tray to the low threshold to make the door Part M compliant.



Rebated aluminium frame



Thermally broken low threshold



Thermally broken Part M low threshold

## 6 great reasons to choose Alumina

**Designed from scratch** – The team recognised the need for pure aluminium products that fully matched with Liniar PVCu windows – so they designed them!

**Superior U-values** – Alumina offers 'true' U-values as low as 1.2W/m<sup>2</sup>K, thanks to its innovative thermal lock.

**Low threshold** – Optional Part M compliant aluminium low threshold is just 23.5mm high at its highest point, requiring no trench excavation to install.

**High security** – Alumina ensures the highest security with multiple bi-directional locking points, shootbolts, built-in anti-lift features and anti-bump cylinders.

**Foiled or powder coated** – Your Alumina door can either be powder coated, or foiled with any woodgrain finish.

**Attention to detail** – With innovative features including folding keys, ergonomic handles, hidden fixings for hinges and discreet magnets.

Alumina by Liniar  
Flamstead House  
Denby Hall Business Park  
Denby  
Derbyshire  
DE5 8JX

Tel: 01332 883900  
Fax: 01332 883901  
Email: [alumina@liniar.co.uk](mailto:alumina@liniar.co.uk)

[www.alumina.liniar.co.uk](http://www.alumina.liniar.co.uk)